



NATIONAL
LADDER SAFETY
MONTH

Ladder Inspection and Disposal

Are you taking the time to properly inspect your ladders before starting to work? Failing to properly inspect each part of your ladder and your equipment could mean putting yourself in danger.

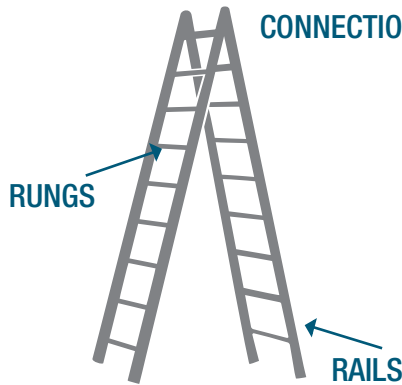
Here are a few reminders of what you should be inspecting:



LOCKS AND PULLEYS




SAFETY SHOES




ROPES

Finding that your ladder is unsafe to use but not sure how to dispose of it?

Remember – if you dispose of a ladder improperly and it is picked up and used by someone else, you could be held liable if that individual is injured on the damaged ladder.

 Do **NOT** cut the ladder in half across the rails. It is possible that someone may still see this as a usable ladder and attempt to work with it.



 **DO** cut the ladder in half by cutting directly down the center of the rungs from top to bottom.



Take safety into your own hands by taking ladder safety seriously.
Visit www.LadderSafetyMonth.com to learn more.

National Ladder Safety
Month is presented by

